

Scaled data based on original data using
LM-79-08 Approved Method: Electrical and Photometric Measurements of Solid-
State Lighting Products

Test Report Prepared for
Cooper Lighting Solutions
(formerly Eaton)

Brand: STREETWORKS

Report Number: P458892

Luminaire Tested: **GLAN-SA4B-735-U-5WQ**

Issue Date: 1/4/2021

Test Information

Test Method: LM-79-08
Report Number: P458892
TEST IS SCALED FROM IESNA LM-79-08 TEST DATA (G3-2011-042-1)
Test Lab: INNOVATION CENTER
Issue Date: 1/4/2021
Manufacturer: COOPER LIGHTING SOLUTIONS (FORMERLY EATON)
Product Line: STREETWORKS
Catalog Number: GLAN-SA4B-735-U-5WQ
Description: GALLEON AREA AND ROADWAY LUMINAIRE
(4) 70 CRI, 3500K, 800mA LIGHTSQUARES WITH 16 LEDS EACH AND TYPE V WIDE OPTICS
Light Source: -
Ballast/Driver: ELECTRONIC DRIVER

Summary

Lumens per Lamp: N/A
Luminaire Lumens: 21946 lumens
Efficiency: N/A
Efficacy: 133.8 lumens/watt
Luminous Opening: Rectangular (W 1' x L: 1' x H: 0')
IES Classification: Type V - Short
BUG Rating: B5 - U0 - G3

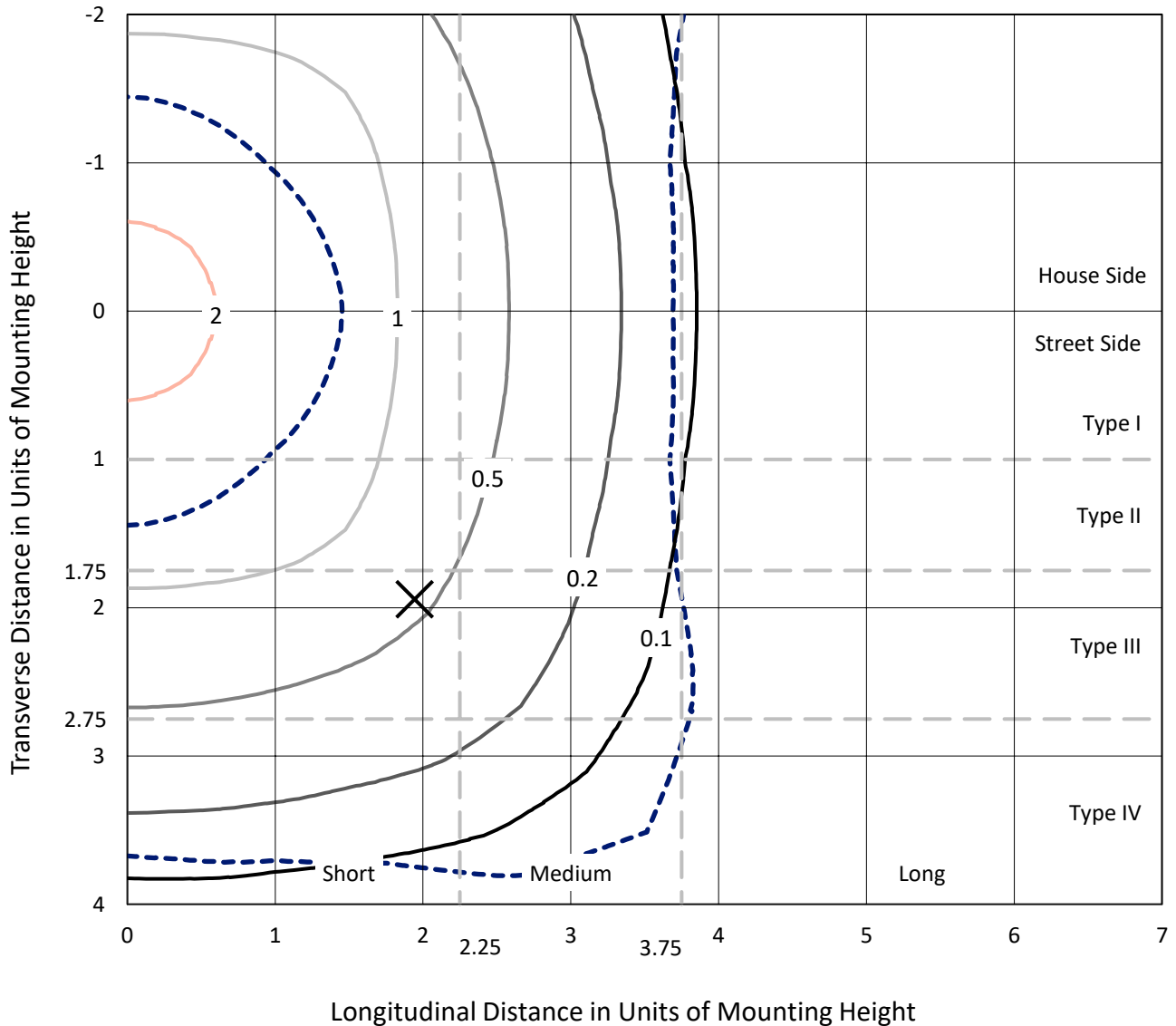
Input Watts (W): 164
Input Voltage (V): NR
Input Current (A_{in}): NR
Voltage Rise (V): NR
Power Factor: NR
Total Harmonic Distortion (THDi): NR
Frequency (hertz): 60
Stabilization Time: NR
Operation Time: NR
Ambient Temperature (°C): NR
Test Distance: 24 FT



REPORT NUMBER: P458892
 CATALOG NUMBER: GLAN-SA4B-735-U-5WQ

Iso-Footcandle Lines of Horizontal Illumination

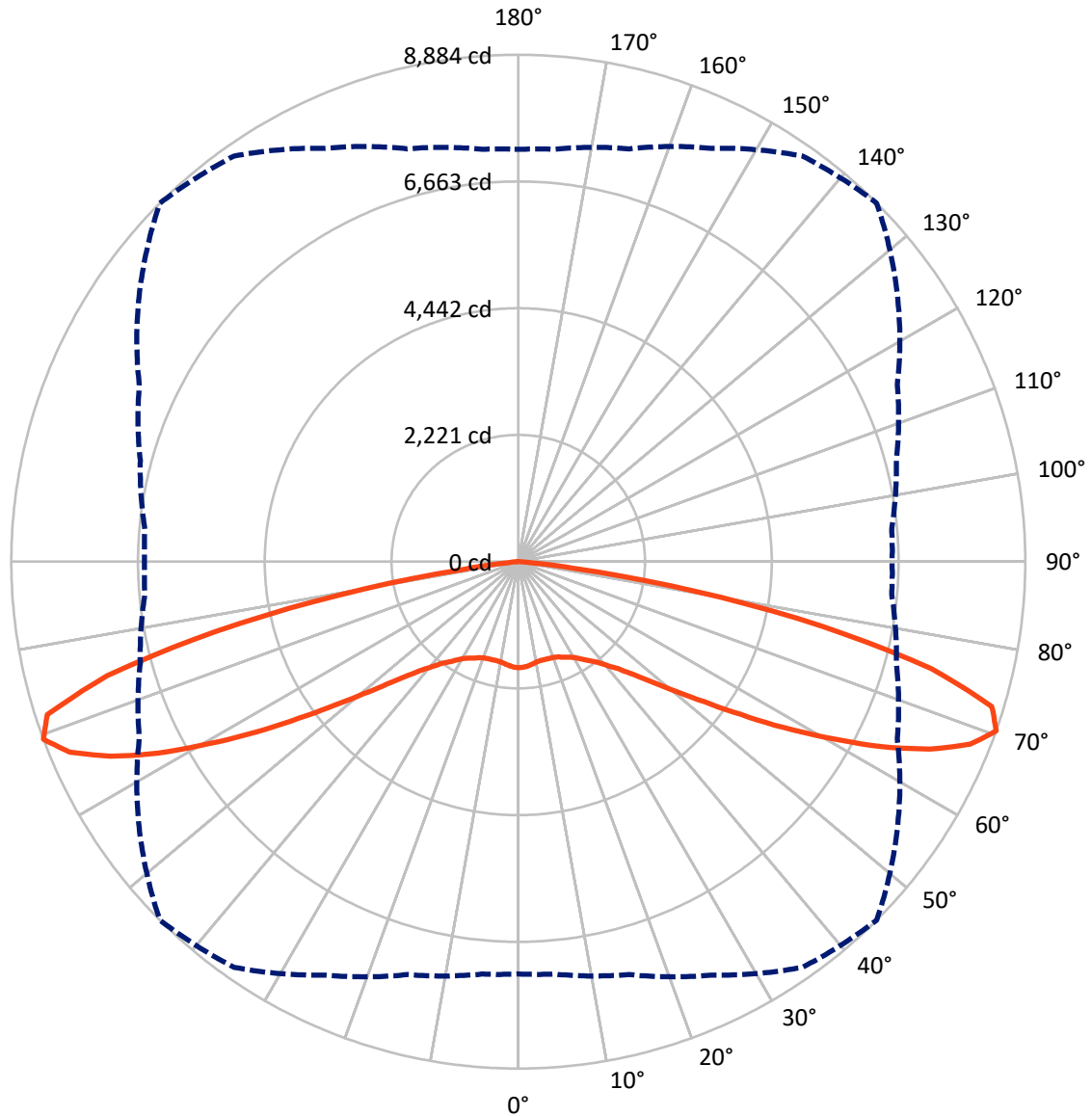
✕ Max cd
 - - - 1/2 Max cd



Based on 25 foot mounting height. Maximum calculated value = 3 fc
 Type V - Short - N/A

REPORT NUMBER: P458892
CATALOG NUMBER: GLAN-SA4B-735-U-5WQ

Luminous Intensity Polar Plot



— Vertical Plane Through 45-Deg Lateral - - - Horizontal Cone Through 70-Deg Vertical

REPORT NUMBER: P458892

CATALOG NUMBER: GLAN-SA4B-735-U-5WQ

FLUX DISTRIBUTION:

		Downward	Upward	Total
House Side	Lumens	10973.0	0.0	10973.0
	% Fixture	50.0	0.0	50.0
Street Side	Lumens	10973.0	0.0	10973.0
	% Fixture	50.0	0.0	50.0
Total	Lumens	21946.0	0.0	21946.0
	% Fixture	100.0	0.0	100.0

ZONAL LUMENS:

Zone	Lumens	% Fixture
0°-10°	173.8	0.8
10°-20°	508.7	2.3
20°-30°	866.7	3.9
30°-40°	1343.3	6.1
40°-50°	2261.0	10.3
50°-60°	4113.9	18.7
60°-70°	6964.7	31.7
70°-80°	5390.9	24.6
80°-90°	323.0	1.5
90°-100°	0.0	0.0
100°-110°	0.0	0.0
110°-120°	0.0	0.0
120°-130°	0.0	0.0
130°-140°	0.0	0.0
140°-150°	0.0	0.0
150°-160°	0.0	0.0
160°-170°	0.0	0.0
170°-180°	0.0	0.0
0°-90°	21946.0	100.0
0°-180°	21946.0	100.0

Coefficient of Utilization



REPORT NUMBER: P458892

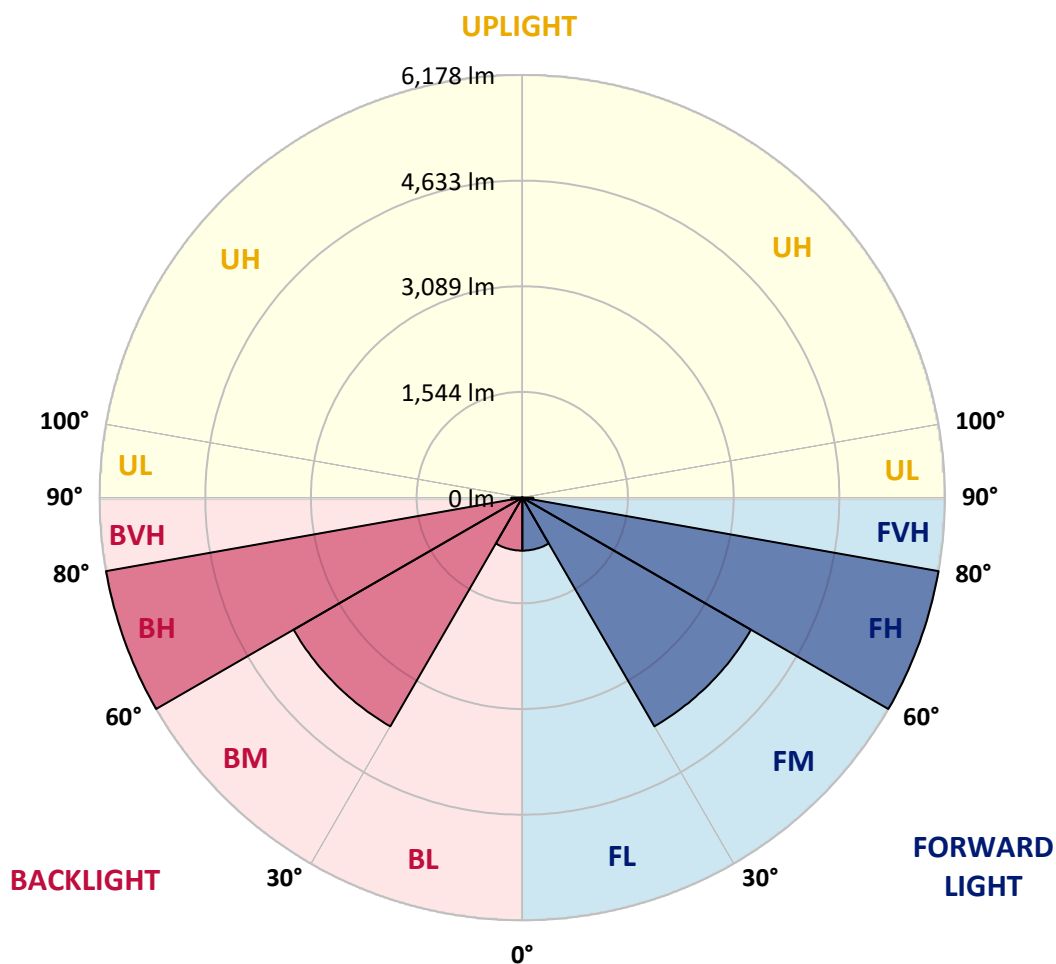
CATALOG NUMBER: GLAN-SA4B-735-U-5WQ

LUMINAIRE CLASSIFICATION SYSTEM LUMEN TABLE AND BUG RATING:

Zone	Lumens	% Fixture	Zone Rating/Lumen Limit		
			B	U	G
FL (0°-30°)	774.6	3.5			
FM (30°-60°)	3859.1	17.6			
FH (60°-80°)	6177.8	28.2			G3/7500
FVH (80°-90°)	161.5	0.7			G2/225
BL (0°-30°)	774.6	3.5	B2/1000		
BM (30°-60°)	3859.1	17.6	B3/5000		
BH (60°-80°)	6177.8	28.2	B5		G3/7500
BVH (80°-90°)	161.5	0.7			G2/225
UL (90°-100°)	0.0	0.0		U0/0	
UH (100°-180°)	0.0	0.0		U0/0	

BUG Rating: B5-U0-G3

Type V Short





REPORT NUMBER: P458892
 CATALOG NUMBER: GLAN-SA4B-735-U-5WQ

CANDELA DISTRIBUTION (FULL):

	0°	5°	15°	25°	35°	45°	55°	65°	75°	85°	90°
0°	1858.0	1858.0	1858.0	1858.0	1858.0	1858.0	1858.0	1858.0	1858.0	1858.0	1858.0
2.5°	1853.4	1854.5	1854.5	1852.2	1851.0	1851.0	1849.9	1849.9	1853.4	1854.5	1855.7
5°	1837.1	1837.1	1837.1	1836.0	1833.7	1833.7	1831.3	1831.3	1832.5	1836.0	1833.7
7.5°	1815.1	1817.4	1817.4	1812.8	1809.3	1809.3	1808.2	1809.3	1810.5	1814.0	1812.8
10°	1808.2	1809.3	1803.5	1795.4	1789.6	1786.1	1787.3	1789.6	1795.4	1797.7	1798.9
12.5°	1812.8	1812.8	1802.4	1790.8	1780.3	1775.7	1774.5	1782.7	1793.1	1800.0	1802.4
15°	1818.6	1816.3	1803.5	1788.5	1778.0	1776.9	1775.7	1781.5	1796.6	1810.5	1811.6
17.5°	1822.1	1820.9	1804.7	1786.1	1780.3	1780.3	1779.2	1783.8	1800.0	1817.4	1818.6
20°	1833.7	1830.2	1811.6	1791.9	1787.3	1789.6	1786.1	1791.9	1809.3	1830.2	1834.8
22.5°	1856.8	1853.4	1834.8	1815.1	1812.8	1812.8	1811.6	1817.4	1836.0	1858.0	1861.5
25°	1884.7	1881.2	1863.8	1849.9	1852.2	1856.8	1854.5	1855.7	1870.7	1889.3	1895.1
27.5°	1921.7	1916.0	1900.9	1889.3	1896.2	1896.2	1896.2	1895.1	1904.4	1921.7	1927.5
30°	1967.0	1964.6	1948.4	1947.2	1953.0	1947.2	1947.2	1948.4	1949.6	1965.8	1971.6
32.5°	2026.1	2021.4	2013.3	2011.0	2027.2	2031.9	2015.6	2000.6	2008.7	2024.9	2028.4
35°	2123.4	2116.5	2104.9	2092.1	2104.9	2126.9	2092.1	2080.5	2101.4	2123.4	2125.7
37.5°	2255.6	2252.1	2233.5	2210.4	2209.2	2232.4	2196.4	2195.3	2234.7	2261.4	2264.8
40°	2421.3	2424.8	2401.6	2379.6	2368.0	2386.5	2358.7	2369.1	2407.4	2437.5	2435.2
42.5°	2654.3	2641.5	2605.6	2584.7	2572.0	2565.0	2558.1	2574.3	2617.2	2649.6	2675.1
45°	2926.7	2922.0	2876.8	2851.3	2823.5	2813.1	2810.8	2839.7	2891.9	2931.3	2934.8
47.5°	3235.0	3224.5	3195.6	3168.9	3158.5	3145.7	3134.1	3156.2	3208.3	3236.1	3244.3
50°	3552.6	3554.9	3554.9	3550.2	3560.7	3563.0	3531.7	3539.8	3568.8	3566.5	3564.2
52.5°	3915.4	3928.1	3988.4	3994.2	4044.0	4077.6	4020.8	3987.2	3976.8	3914.2	3918.8
55°	4341.9	4353.5	4443.9	4534.3	4668.8	4725.5	4606.2	4501.8	4427.7	4332.6	4337.3
57.5°	4873.9	4879.7	4965.5	5139.3	5352.6	5485.9	5276.1	5069.8	4919.1	4828.7	4792.8
60°	5446.5	5452.3	5577.5	5789.6	6121.1	6283.3	6023.7	5686.4	5496.3	5358.4	5367.7
62.5°	6133.8	6157.0	6269.4	6561.5	6963.7	7145.7	6801.5	6350.6	6093.3	5921.7	5928.7
65°	6869.8	6909.2	7032.1	7353.2	7724.1	7920.0	7498.1	6977.6	6657.7	6447.9	6470.0
67.5°	7347.4	7382.2	7559.5	7914.2	8376.6	8538.9	7994.1	7387.9	6988.1	6737.7	6691.3
70°	7225.7	7254.7	7491.1	7994.1	8679.2	8884.3	8112.4	7327.7	6857.1	6568.5	6549.9
72.5°	6378.4	6318.1	6663.5	7385.6	8333.8	8678.0	7740.3	6692.5	6100.2	5803.5	5768.7
75°	4227.1	4358.1	4868.1	5718.9	7050.7	7477.2	6606.7	5373.5	4628.2	4381.3	4343.1
77.5°	1412.9	1513.8	1967.0	3241.9	4806.7	5447.7	4813.6	3514.3	2486.2	2002.9	2012.2
80°	374.4	369.7	478.7	891.3	2077.1	3155.0	2417.8	1190.4	651.4	471.7	447.4
82.5°	134.5	150.7	193.6	246.9	550.6	980.6	692.0	333.8	244.6	180.8	175.0
85°	59.1	58.0	83.5	98.5	137.9	183.1	162.3	141.4	124.0	82.3	76.5
87.5°	12.7	12.7	19.7	15.1	24.3	24.3	30.1	35.9	37.1	24.3	19.7
90°	0.0	0.0	0.0	0.0	0.0	0.0	0.0	0.0	0.0	0.0	0.0

(END OF REPORT)